PACE

by implantswiss



PACE

by implantswiss

Index

01 **PACE** Implant

02 Characteristics and Highlight

03 Fixture and Packing

04 **PACE** Surgical Kit

05 Engineered for Strength

06 Superstructures

07 Digital Solutions




PACE goes beyond speed
Intentional progress and
consistent control at
every PACE
PACE
by implantswiss

NEW GENERATION
PACE IMPLANT

PACE by Implantswiss is a New-Generation implant system engineered for immediate protocols, delivering high primary stability even in challenging bone conditions.

PACE by Implantswiss represents the next evolution in dental implantology - a system developed with Swiss precision and guided by the heritage of clinical excellence. Designed to deliver optimal stability, biological harmony, and surgical efficiency, **PACE** combines innovation, reliability, and superior performance in every detail. Each feature, from its refined geometry to its advanced surface technology, reflects years of scientific research and practical expertise.

PACE *embodies the Implantswiss philosophy: Innovation driven by science, perfected by experience.*

What "New Generation" Means

- *Precision surgical protocol selection according to bone density*
- *Aggressive thread design optimized for immediate loading*
- *Narrow implant neck and emergence profile to prevent peri-implantitis*
- *Single connection interface for every prosthodontic components*

Engineered to **Engage**.

Built to **Perform**.

Designed for **Control and Power**.

Characteristics and Highlight

DESIGN CONCEPT

PACE by Implantswiss has been engineered to deliver exceptional primary stability and outstanding bone preservation, even under the most demanding clinical conditions. Its cylindrical body with progressive thread steps deepening toward the apex ensures secure anchorage and ideal load distribution during immediate protocols. The self-cutting edges facilitate smooth insertion and optimal torque control, while the sloping shoulder design with an ultra-slim neck minimizes crestal bone stress and eliminates bacterial microleakage between the implant and abutment interface.

Developed specifically for immediate placement and immediate loading, **PACE** reflects a new generation of design philosophy - where mechanical strength, biological harmony, and surgical efficiency coexist in perfect balance.



Connection

A single implant connection capable of accommodating a wide range of diameter variations.



Optimal Design

Minimize bone resorption over time, ensuring long-term stability and esthetics.

Neck Design

Designed to minimize stress on crestal bone and make it easier to place the implant slightly.



Thin Body Shape

Enables the placement of the implants in smaller and undersized osteotomy sites.

Thread Design

A slender and gradually tapered thread design aimed at achieving strong primer stability during implantinsertion.

Self - Cutting Edge

Two-directional cutting edges enable self-tapping and minimize stress.

Agressive Apical Thread

A substantial anchoring area.

Optimized Geometry

Cylindrical body with self-cutting edges and progressive thread depth for excellent primary stability in all bone types.

Bone Preservation

Sloping shoulder design and narrow implant neck ensure minimal crestal bone loss and soft-tissue protection.

Connection System

11° morse-tapered internal hexagonal connection providing precise fit, high mechanical stabilit and bacterial seal integrity.

Single Platfrom Concept

One prosthetic platform across all implant diameters simplifies component selection and enhances restorative flexibility.

Swiss Precision Manufacturing

Produced under strict Swiss quality standards, guaranteeing consistency, accuracy, and reliability.

Immediate Protocol Ready

Specifically designed for immediate placement and loading, offering predictable outcomes and superior clinical performance.

All for 1.
1 for all.







About PACE

PACE is a **high-performance** implant solution that expands the possibilities of **immediate** treatments by ensuring reliable primary **stability** across all bone densities.

PACE
by implantswiss

Fixture

The **PACE** implant fixture is engineered to provide predictable primary stability and support long-term osseointegration through its precisely designed thread geometry and surface structure optimized for bone-to-implant contact.

Its cylindrical body design and progressive thread geometry support controlled implant placement across a range of bone densities, from soft to dense bone, while facilitating controlled engagement with the osteotomy and precise insertion.

Available in a wide range of diameters and lengths, the **PACE** implant fixture enables clinicians to select the appropriate implant dimensions according to the anatomical and clinical requirements of each case, while maintaining mechanical strength and surgical precision.



Length	Diameter						
	Ø 3.5	Ø 4.0	Ø 4.5	Ø 5.0	Ø 5.5	Ø 6.0	Ø 7.0
6mm	S-PBFR3506	S-PBFR4006	S-PBFR4506	S-PBFR5006	S-PBFR5506	S-PBFR6006	S-PBFR7006
8mm	S-PBFR3508	S-PBFR4008	S-PBFR4508	S-PBFR5008	S-PBFR5508	S-PBFR6008	S-PBFR7008
10mm	S-PBFR3510	S-PBFR4010	S-PBFR4510	S-PBFR5010	S-PBFR5510	S-PBFR6010	S-PBFR7010
12mm	S-PBFR3512	S-PBFR4012	S-PBFR4512	S-PBFR5012*	S-PBFR5512*	S-PBFR6012*	S-PBFR7012*
14mm	S-PBFR3514	S-PBFR4014	S-PBFR4514	S-PBFR5014	S-PBFR5514*	S-PBFR6014*	S-PBFR7014*

* MOQ 450 units



Fixture



PACE Implant | Other Brand

Aggressive-threaded tapered implants are designed to achieve primary stability by generating high compression, particularly in the crestal bone region, due to their wider cervical geometry.

However, excessive compression may lead to undesirable biological stress on the surrounding bone tissue, especially in high-density bone such as D1.

In contrast, **PACE** implants, featuring a narrow-neck design, aim to minimize excessive compression in the crestal bone while promoting a more balanced distribution of forces along the implant body. This advanced design may contribute to more controlled insertion torque across different bone densities, supporting an optimal balance between primary stability and the preservation of bone integrity.

The **PACE** implant design represents a biomechanical approach that prioritizes not only mechanical stability but also long-term peri-implant bone health.

Packaging

The preservation of nature, human health, and product integrity has always been a core principle for Implantswiss. With **PACE**, this commitment evolves even further through the use of 100% biocompatible PEEK packaging.

Each implant is securely housed in a PEEK tube, ensuring that the implant comes into contact only with this high-performance, biologically inert material. Both the tube and its cap are made entirely of PEEK, providing maximum protection, stability, and cleanliness.

The outer box is produced from fully biodegradable material, aligning with our vision of sustainability and environmental responsibility.

Exceptional biocompatibility, physical resistance, and sterilization safety are among the many advantages that make PEEK packaging the ideal solution for the next generation of implant systems.



PACE Surgical Kit

embodies the essence of Swiss Engineering - delivering accuracy, efficiency and immediacy in one seamless system.



PACE
by implantswiss

Surgical Kit

The **PACE Surgical Kit** is precisely designed to complement **PACE** implant geometry, ensuring optimal primary stability and predictable immediate loading.

- The kit includes essential surgical instruments with advanced cutting geometry and **DLC coating** for enhanced precision, reduced heat generation, and long-lasting performance. Its color-coded layout and drilling chart ensure intuitive and efficient surgical workflows.

- A detailed drilling **Chart Guides** the user on the exact drill sequence based on bone type and implant diameter, ensuring optimal results in all clinical situations.

- Featuring patented **Gromless Technology,** the kit is designed for optimal hygiene, easy sterilization, and durability.

The kit includes surgical drills, bone reamers, parallel pins, depth gauges, drivers, and tapping tools, along with a holding key that allows stable manual control during tapping procedures.

Combining Swiss engineering, precision, and simplicity, the **PACE** Surgical Kit delivers confidence and efficiency at every surgical step.





1 Pilot Drills



2 Bone Reamers



3 Parallel Pins



4 Surgical Drills



5 Hex Drivers & Torx Drivers



6 Bone Tappings



7 Fixture Drivers



8 Drill Extension



Superstructures

PACE Bone Level Closing Screw

Code	Diameter
S-PBCIS	2.8x4.5mm



PACE Healing Abutments

Designed to support optimal soft tissue healing and predictable emergence profiles, **PACE** Healing Abutments provide clinicians with a wide range of gingival heights and diameters to accommodate varying clinical needs. Distinct anodized color-coding allows quick and accurate identification of each size, enhancing efficiency and precision during surgical and restorative workflows

Engineered for flawless emergence profiles and superior post-surgical soft tissue healing, our Healing Abutments offer an extensive selection of gingival heights and diameters. Each size is distinctively anodized and color-coded to ensure precision and ease in clinical procedures.

PACE Bone Level Healing Abutment



Gingival Height	Diameter			
	Ø 4.0	Ø 5.0	Ø 6.0	Ø 8.0
3mm	S-PBHA4030	S-PBHA5030	S-PBHA6030	S-PBHA8030**
5mm	S-PBHA4050	S-PBHA5050	S-PBHA6050	S-PBHA8050**
7mm	S-PBHA4070*	S-PBHA5070*	S-PBHA6070*	S-PBHA8070*

* Available in Q1 2027
**MOQ: 150 units

PACE implants are recommended to be placed 1–2 mm subcrestally to ensure that the implant neck is covered by bone. Therefore, a healing abutment with a minimum gingival height (GH) of 3 mm is required. A 7 mm GH option will be available soon.

PACE Impression Coping Pickup

The **PACE** Impression Coping Pick-Up is meticulously engineered to ensure exceptional accuracy and reliability in transferring implant positions through the open-tray impression technique. Its ergonomic design provides secure positioning, effortless handling, and optimal stability throughout the impression procedure. Designed to support precise implant-level impressions, it contributes to predictable outcomes, seamless workflows, and highly accurate prosthetic restorations.

Length	Diameter	
	Ø 4.0	Ø 5.0
14 mm	S-PBICP40S	S-PBICP50S
17 mm	S-PBICP40L	S-PBICP50L



PACE Impression Coping Transfer

The **PACE** Impression Transfer is thoughtfully designed to deliver precision, consistency, and reliability when capturing implant positions using the closed-tray impression technique. Its refined ergonomic structure ensures smooth handling, secure engagement, and stable positioning throughout the procedure. Combining functional efficiency with exceptional accuracy, it facilitates a streamlined impression workflow and supports the creation of precisely fitting, high-quality prosthetic restorations.

Length	Diameter	
	Ø 4.0	Ø 5.0
14 mm	S-PBICT40S	S-PBICT50S
17 mm	S-PBICT40L	S-PBICT50L

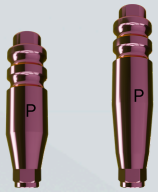

PACE Bone Level Couple Abutments

PACE Bone Level Couple Abutments feature an anatomically optimized emergence profile designed to support soft tissue stability, biological compatibility, and natural aesthetics.

Its precise contour promotes a seamless gingival transition, facilitates plaque control, and supports long-term peri-implant health.

PACE Bone Level Couple Abutment



Gingival Height	Diameter		
	Ø 4.0	Ø 5.0	Ø 6.0
2mm	S-PBCA40207	S-PBCA50207	S-PBCA60207
3 mm	S-PBCA40307	S-PBCA50307	S-PBCA60307
4mm	S-PBCA40407	S-PBCA50407	S-PBCA60407
5mm	S-PBCA40507	S-PBCA50507	S-PBCA60507

PACE Bone Level Couple Angled Abutment



Diameters	Ø 4.0		Ø 5.0	
Gingival Height	15°	25°	15°	25°
2mm	S-PBAA40152	S-PBAA40252	S-PBAA50152	S-PBAA50252
4mm	S-PBAA40154	S-PBAA40254	S-PBAA50154	S-PBAA50254
5mm	S-PBAA40155*	S-PBAA40255*	-	-

* Available in Q1 2027

Optimized Emergence Profile



PACE Anatomical Design Abutment



Other Anatomical Design Abutment

PACE Aesthetic Emergence Profile

Unlike conventional Regular Emergence Profile designs, **PACE** abutments feature a specially engineered Aesthetic Emergence Profile.

This advanced design is intended to mimic the natural emergence contour of teeth, promote a harmonious transition with peri-implant soft tissues, and support optimal aesthetic outcomes in implant-supported restorations.

PACE Bone Level Abutment Screw

Code	Diameter
S-PBAS	2.1x6.75mm



Precision Centering and Optimized Stress Distribution

The specially engineered screw geometry supports precise centering during assembly. Compared to conventional flat screw designs, it is designed to promote a more balanced distribution of forces, helping to minimize localized stress concentrations within zirconia restorations.

PACE Removable Overdentures

Featuring a premium TiN coating, our ImplaLock and O-Ring Abutments ensure superior retention and ideal mobility, offering optimal performance and durability in overdenture solutions.

PACE Bone Level O-Ring Abutment

Gingival Height	Diameter
	Ø 3.7
2mm	S-PBORA20
3mm	S-PBORA30
4mm	S-PBORA40
6mm	S-PBORA60



PACE Bone Level ImplaLock Abutment

Gingival Height	Diameter
	Ø 3.86
1.5mm	S-PBLA15
2.5mm	S-PBLA25
3.5mm	S-PBLA35
4.5mm	S-PBLA45
5.5mm	S-PBLA55
6.5mm	S-PBLA65



PACE O-Ring / ImplaLock Analogs

Product Name	Code	Diameter	
PACE Bone Level Fixture Lab Analog	S-PBFLA	3.3x12mm	
PACE Bone Level Implalock Lab Analog	S-PBLLA	4.0x11mm	
PACE O-Ring Lab Analog	S-PORLA	4.0x16mm	

PACE Bone Level Ti-Base Abutments

Precision-engineered for screw-retained CAD/CAM restorations, **PACE** Ti-Base Abutments provide accurate prosthetic positioning, reliable bonding, and mechanical stability through an optimized implant–abutment interface.

PACE Bone Level Ti-Base Abutment



Diameter	Ø 4.0			Ø 5.0		
Lengths	**Crown Size 3**	**Crown Size 5**	**Crown Size 7**	**Crown Size 3**	**Crown Size 5**	**Crown Size 7**
1mm	S-PBTiA40103*	S-PBTiA40105	S-PBTiA40107	S-PBTiA50103*	S-PBTiA50105	S-PBTiA50107
2mm	S-PBTiA40203*	S-PBTiA40205	S-PBTiA40207	S-PBTiA50203*	S-PBTiA50205	S-PBTiA50207
3mm	S-PBTiA40303*	S-PBTiA40305	S-PBTiA40307	S-PBTiA50303*	S-PBTiA50305	S-PBTiA50307
4mm	S-PBTiA40403*	S-PBTiA40405*	S-PBTiA40407*	S-PBTiA50403*	S-PBTiA50405*	S-PBTiA50407*
5mm	S-PBTiA40503*	S-PBTiA40505*	S-PBTiA40507*	S-PBTiA50503*	S-PBTiA50505*	S-PBTiA50507*

* Available in Q1 2027

PACE Bone Level Ti-Base Abutment Non-Hex



Diameter	Ø 4.0			Ø 5.0		
Length	**Crown Size 3**	**Crown Size 5**	**Crown Size 7**	**Crown Size 3**	**Crown Size 5**	**Crown Size 7**
1mm	S-PBTiAN40103*	S-PBTiAN40105	S-PBTiAN40107	S-PBTiAN50103*	S-PBTiAN50105	S-PBTiAN50107
2mm	S-PBTiAN40203*	S-PBTiAN40205	S-PBTiAN40207	S-PBTiAN50203*	S-PBTiAN50205	S-PBTiAN50207
3mm	S-PBTiAN40103*	S-PBTiAN40305	S-PBTiAN40307	S-PBTiAN50303*	S-PBTiAN50305	S-PBTiAN50307
4mm	S-PBTiAN40203*	S-PBTiAN40405*	S-PBTiAN40407*	S-PBTiAN50403*	S-PBTiAN50405*	S-PBTiAN50407*
5mm	S-PBTiAN40103*	S-PBTiAN40505*	S-PBTiAN40507*	S-PBTiAN50503*	S-PBTiAN50505*	S-PBTiAN50507*

* Available in Q1 2027

PACE Bone Level Ti-Base Abutment Screw



Diameter	2.1x6.75mm	2.1x7.75mm	2.1x8.75mm
Code	S-PBTiAS	S-PBTiASM*	S-PBTiASL

PACE Bone Level Ti-Base Angled Abutment



Diameter	Ø 4.0			Ø 5.0		
Length	**Crown Size 3**	**Crown Size 5**	**Crown Size 7**	**Crown Size 3**	**Crown Size 5**	**Crown Size 7**
1mm	S-PBTiAA40103*	S-PBTiAA40105	S-PBTiAA40107	S-PBTiAA50103*	S-PBTiAA50105	S-PBTiAA50107
2mm	S-PBTiAA40203*	S-PBTiAA40205	S-PBTiAA40207	S-PBTiAA50203*	S-PBTiAA50205	S-PBTiAA50207
3mm	S-PBTiAA40303*	S-PBTiAA40305	S-PBTiAA40307	S-PBTiAA50303*	S-PBTiAA50305	S-PBTiAA50307
4mm	S-PBTiAA40403*	S-PBTiAA40405*	S-PBTiAA40407*	S-PBTiAA50403*	S-PBTiAA50405*	S-PBTiAA50407*
5mm	S-PBTiAA40503*	S-PBTiAA40505*	S-PBTiAA40507*	S-PBTiAA50503*	S-PBTiAA50505*	S-PBTiAA50507*

* Available in Q1 2027

PACE Bone Level Ti-Base Angled Abutment Non-Hex



Diameter	Ø 4.0			Ø 5.0		
Length	**Crown Size 3**	**Crown Size 5**	**Crown Size 7**	**Crown Size 3**	**Crown Size 5**	**Crown Size 7**
1mm	S-PBTiAAN40103*	S-PBTiAAN40105	S-PBTiAAN40107	S-PBTiAAN50103*	S-PBTiAAN50105	S-PBTiAAN50107
2mm	S-PBTiAAN40203*	S-PBTiAAN40205	S-PBTiAAN40207	S-PBTiAAN50203*	S-PBTiAAN50205	S-PBTiAAN50207
3mm	S-PBTiAAN40303*	S-PBTiAAN40305	S-PBTiAAN40307	S-PBTiAAN50303*	S-PBTiAAN50305	S-PBTiAAN50307
4mm	S-PBTiAAN40403*	S-PBTiAAN40405*	S-PBTiAAN40407*	S-PBTiAAN50403*	S-PBTiAAN50405*	S-PBTiAAN50407*
5mm	S-PBTiAAN40503*	S-PBTiAAN40505*	S-PBTiAAN40507*	S-PBTiAAN50503*	S-PBTiAAN50505*	S-PBTiAAN50507*

* Available in Q1 2027



Angulated Screw Option: Maximum 25°

PACE Bone Level Multi Unit Abutment

PACE Multi-Unit Abutments simplify full-arch and multi-implant restorations by compensating for implant angulation and providing a common prosthetic platform. Available in **Ø4.0 mm** and **Ø4.8** mm platforms, they ensure mechanical stability, passive fit, improved hygiene access, and predictable screw-retained outcomes.



Gingival Height	Diameter	
	Ø 4.0	Ø 4.8
2.25mm	S-PBMUA4025	S-PBMUA4825
3.25mm	S-PBMUA4035	S-PBMUA4835
4.25mm	S-PBMUA4045	S-PBMUA4845
5.25mm	S-PBMUA4055*	S-PBMUA4855*

* Available in Q1 2027

PACE Bone Level Multi Unit Angled Abutment

PACE Angled Multi-Unit Abutments, available in **17°** and **35°** angulations, are designed to compensate for implant divergence and provide optimal prosthetic alignment in screw-retained restorations. Their precision-engineered design ensures reliable stability, enhanced flexibility, and predictable outcomes, even in challenging full-arch rehabilitation cases.



Diameter	Ø 4.0		Ø 4.8	
Gingival Height	17°	35°	17°	35°
2mm	S-PBMUA40172*	S-PBMUA40352*	S-PBMUA48172	S-PBMUA48352
3mm	S-PBMUA40173*	S-PBMUA40353*	S-PBMUA48173	S-PBMUA48353
4mm	S-PBMUA40174*	S-PBMUA40354*	S-PBMUA48174*	S-PBMUA48354*
5mm	S-PBMUA40175*	S-PBMUA40355*	S-PBMUA48175*	S-PBMUA48355*

* Available in Q3 2027

PACE Multi Unit Plastic and Titanium Cylinders Options

PACE Multi-Unit Plastic and Titanium Cylinders are designed to provide precision, versatility, and reliable performance in screw-retained prosthetic restorations. Plastic cylinders support flexible customization through the castable workflow, while titanium cylinders offer excellent strength, durability, and a precise fit, ensuring stable and predictable prosthetic outcomes.

PACE Multi Unit Abutment Plastic Cylinder Index

Code	Diameter	Length
S-PMUAPICY40	4.0	10mm
S-PMUAPICY48	4.8	10mm

*MOQ: 450 units



PACE Multi Unit Abutment Plastic Cylinder Non-Index

Code	Diameter	Length
S-PMUAPICYN40	4.0	10mm
S-PMUAPICYN48	4.8	10mm



PACE Multi Unit Abutment Titanium Cylinder Index

Code	Ø	Length
S-PMUATICY40	4.0	10mm
S-PMUATICY48	4.8	10mm



PACE Multi Unit Abutment Titanium Cylinder Non-Index

Code	Ø	Length
S-PMUATICYN40	4.0	10mm
S-PMUATICYN48	4.8	10mm



PACE Multi Unit Impression Solutions

Designed for precise transfer of Multi-Unit Abutment positions, **PACE** Impression Solutions offer indexed and non-indexed configurations to support accurate impressions, efficient workflows, and predictable prosthetic outcomes.

PACE Multi Unit Impression Coping Pick Up Index

Length	10mm	
Diameter	Ø 4.0	Ø 4.8
Code	S-PBMUAICP40	S-PBMUAICP48

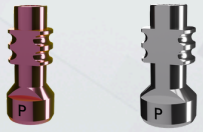

PACE Multi Unit Impression Coping Pick Up Non Index

Length	10mm	
Diameter	Ø 4.0	Ø 4.8
Code	S-PBMUAICPN40	S-PBMUAICPN48

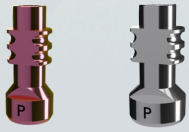

PACE Bone Level Multi Unit Healing Cap

Engineered to provide a precise and stable foundation for zirconia restorations on Multi-Unit Abutments. Its optimized design ensures reliable bonding, excellent compatibility with CAD/CAM workflows, and predictable esthetic outcomes.



Length	Diameter	
	Ø 4.0	Ø 4.8
4.0mm	S-PBMUHCap40S	S-PBMUHCap48S
7.0mm	S-PBMUHCap40L	S-PBMUHCap48L

PACE Multi Unit Abutment Transfer Index

Precision-engineered for accurate Multi-Unit Abutment position transfer using the closed-tray technique. Its indexed connection ensures precise rotational alignment, secure engagement, and stable positioning for predictable prosthetic outcomes.

Length	8mm	9mm
Diameter	Ø 4.0	Ø 4.8
Product	S-PMUAT40*	S-PMUAT48*

*MOQ: 150 units



PACE Multi Unit Abutment Transfer Non Index

Designed for accurate Multi-Unit Abutment position transfer using the closed-tray technique. Its non-indexed connection provides prosthetic flexibility, secure engagement, and stable positioning for efficient clinical workflows and predictable restorative outcomes.

Length	8mm	9mm
Diameter	Ø 4.0	Ø 4.8
Product	S-PMUATN40*	S-PMUATN48*

*MOQ: 150 units

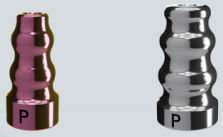

PACE Multi Unit Abutment Lab Analog

Designed to accurately replicate Multi-Unit Abutment positions in dental models, ensuring precise prosthetic planning and reliable laboratory workflows. Its precision-engineered design supports stable positioning and predictable restorative outcomes.

Length	14mm	
Diameter	Ø 4.0	Ø 4.8
Code	S-PBMUALA40	S-PBMUALA48



PACE Multi Unit Ti-Base Cap Index and Non-Index

Precision-engineered for screw-retained zirconia restorations, featuring a non-indexed connection for rotational flexibility and accurate Multi-Unit Abutment adaptation. Optimized for reliable bonding, CAD/CAM compatibility, and predictable prosthetic outcomes.

PACE Multi Unit Ti-Base Cap - Index





Length	4mm	7mm
Diameter	Ø 4.0	Ø 4.8
Code	S-PMUTB40S S-PMUTB40L	S-PMUTB48S S-PMUTB48L

PACE Multi Unit Ti-Base Cap Non-Index





Length	4mm	7mm
Diameter	Ø 4.0	Ø 4.8
Code	S-PMUTBN40S S-PMUTBN40L	S-PMUTBN48S S-PMUTBN48L

PACE Multi Unit Abutment Healing Screw

Code	Diameter
S-PMUAHS40	2.1x4.5mm
S-PMUAHS40-5*	2.1x4.5mm
S-PMUAHS40-10*	2.1x4.5mm



* Available in packs of 5 or 10 units in Q1 2027

PACE Bone Level Multi Unit Abutment Screw

Code	Diameter
S-PMUAHS	1.95x4.25mm
S-PMUAHS-5*	1.95x4.25mm
S-PMUAHS-10*	1.95x4.25mm



* Available in packs of 5 or 10 units in Q1 2027

Digital Solutions

Engineered for seamless CAD/CAM integration, **PACE** Digital Solutions support accurate implant positioning, efficient digital workflows, and predictable prosthetic outcomes through precision engineering and reliable digital compatibility.

PACE Bone Level Scanbody

Code	Diameter
S-PBSBS	4.20x10.5mm
S-PBSBL	4.20x13.5mm



PACE Digital Lab Analog

Product Name	Code	Diameter
Bone Level Fixture Digital Lab Analog	S-PBFDLA	4.0x13mm



PACE Multi Unit Scanbody



Diameter	Ø 4.0		Ø 4.8	
	6mm		9mm	
Code	S-PMUSB40S	S-PMUSB40L	S-PMUSB48S	S-PMUSB48L

PACE Multi Unit Scanbody Non Index



Diameter	Ø 4.0		Ø 4.8	
	6mm		9mm	
Code	S-PMUSBN40S	S-PMUSBN40L	S-PMUSBN48S	S-PMUSB48L

PACE Multi Unit Digital Lab Analog





Length	15mm	
Diameter	Ø 4.0	Ø 4.8
Code	S-PMUDLA40	S-PMUDLA48

PACE Multi Unit Reverse Scanbody





Length	10mm	
Diameter	Ø 4.0	Ø 4.8
Code	S-MURESB40	S-MURESB48

PACE Bone Level Premill Abutment

Precision-engineered for CAD/CAM milling workflows, **PACE** Pre-Mill Abutments enable the fabrication of patient-specific abutments with accurate implant connections, mechanical stability, and optimized prosthetic and aesthetic outcomes.

Diameter	Code
10mm	S-PBPA10
14mm	S-PBPA14
16mm	S-PBPA16*



* Available in Q1 2027

Laboratory Supplies

PACE Digital Lab Analog Holder

Designed for precision and stability, **PACE** Digital Lab Analog Holder ensure secure positioning of digital lab analogs during model preparation. Their practical design supports accurate implant positioning, efficient laboratory workflows, and reliable prosthetic results.

PACE Digital Lab Analog Holder	
Code	S-DAHKM



PACE Multi Ti-Base Marginal Protection Cap

Designed to protect the marginal area of the **PACE** Multi Ti-Base during prosthetic procedures, the Marginal Protection Cap helps prevent contamination and damage. Its precise fit supports safe handling and an efficient prosthetic workflow.

PACE Multi Ti-Base Marginal Protection Cap		
Code	S-MUMPCap40	S-MUMPCap48





* Available in packs of 5 or 10 units

PACE Multi Unit Flag Scanbody

PACE Multi-Unit Flag Scanbody is designed to ensure accurate digital transfer of Multi-Unit Abutment positions, supporting precision and efficiency in full-arch implant restorations.

Its distinctive flag-shaped geometry enhances scanning visibility and facilitates precise alignment within CAD/CAM workflows, contributing to reliable prosthetic planning and predictable restorative outcomes.

				
Length (GH 5)	**14mm**	**17mm**	**18mm**	**20mm**
Diameter (Ø 4.0)	S-PMUFSB40S	S-PMUFSB40M	S-PMUFSB40L	S-PMUDFSB40

				
Length (GH 5)	**14mm**	**17mm**	**18mm**	**20mm**
Diameter (Ø 4.8)	S-PMUFSB48S	S-PMUFSB48M	S-PMUFSB48L	S-PMUDFSB48

PACE Anatomic Healing Abutments

PACE Anatomic Healing Abutments are designed to provide optimal anatomical adaptation, precise prosthetic positioning, and natural esthetic outcomes in implant-supported restorations.

Available in 18 different configurations for incisor, premolar, and molar regions with various gingival heights (GH), they offer enhanced flexibility to accommodate diverse clinical needs. Their anatomically optimized design supports natural emergence profiles, soft tissue management, and predictable restorative results.

PACE Anatomic Abutment Incisor

S-PBAIN50505*	S-PBAIN65805*
S-PBAIN50507*	S-PBAIN65807*
S-PBAIN50509*	S-PBAIN65809*



PACE Anatomic Abutment Premolar

S-PBAPMLR40605*	S-PBAPMLR50705*
S-PBAPMLR40607*	S-PBAPMLR50707*
S-PBAPMLR40609*	S-PBAPMLR50709*



PACE Anatomic Abutment Molar

S-PBAMLR70905*	S-PBAMLR90115*
S-PBAMLR70907*	S-PBAMLR90117*
S-PBAMLR70909*	S-PBAMLR90119*

*Available in 2027



PACE 1Path GUIDE

The precise path from plan to placement.



PACE
by implantswiss

1 Digital Planning

Custom Guide Planning & Virtual Surgery

Fully integrated digital library support for **Exocad, 3Shape**, and **RealGUIDE**.Workflow: Merging patient DICOM and STL data for ideal implant positioning and virtual surgical planning.





2 Guide Fabrication

Clear Resin Printing & Sleeve Placement

High-precision Clear Resin 3D printing technology. Assembly: Precise sleeve insertion with optimal seating tolerance.

3 Guided Surgery

Simulated Drilling on Dental Model

Safe flapless or flapped surgical execution utilizing drill stops and sleeve guidance.





4 Predictable Results

Predictable Parallel Implant Positions

Highly predictable, parallel implant placement fully harmonized with the prosthetic emergence profile.

PACE

by implantswiss

PACE

by implantswiss



www.implantswiss.com

Y-PARC Technopole
Avenue des Sciences 11
CH-1400 Yverdon-les-Bains Switzerland